

Signify Classified - Internal
Cooper Lighting Solutions Photometric Lab
1121 Highway 74 South
Peachtree City, GA 30269



Scaled data based on original data using
LM-79-08 Approved Method: Electrical and Photometric Measurements of Solid-
State Lighting Products

Test Report Prepared for
Cooper Lighting Solutions
(formerly Eaton)

Brand: INVUE

Report Number: P870884

Luminaire Tested: **EMM2-HTN-SA2C-830-U-T4W-HSS**

Issue Date: 09/05/2024



Test Information

Test Method: LM-79-08
Report Number: P870884
Test Lab: INNOVATION CENTER(G3)
Issue Date: 09/05/2024
Manufacturer: COOPER LIGHTING SOLUTIONS (FORMERLY EATON)
Product Line: INVUE
Catalog Number: EMM2-HTN-SA2C-830-U-T4W-HSS
Description: EPIC MODERN TALL HOUSING DISCRETE LED ARRAYS 120W 80CRI 3000K
FIXTURE w/ TYPE IV WIDE DISTRIBUTION OPTIC AND HOUSE SIDE SHIELD
Light Source: (20) 3000K CCT, 80 CRI LEDS
Ballast/Driver: ELECTRONIC DRIVER

Summary

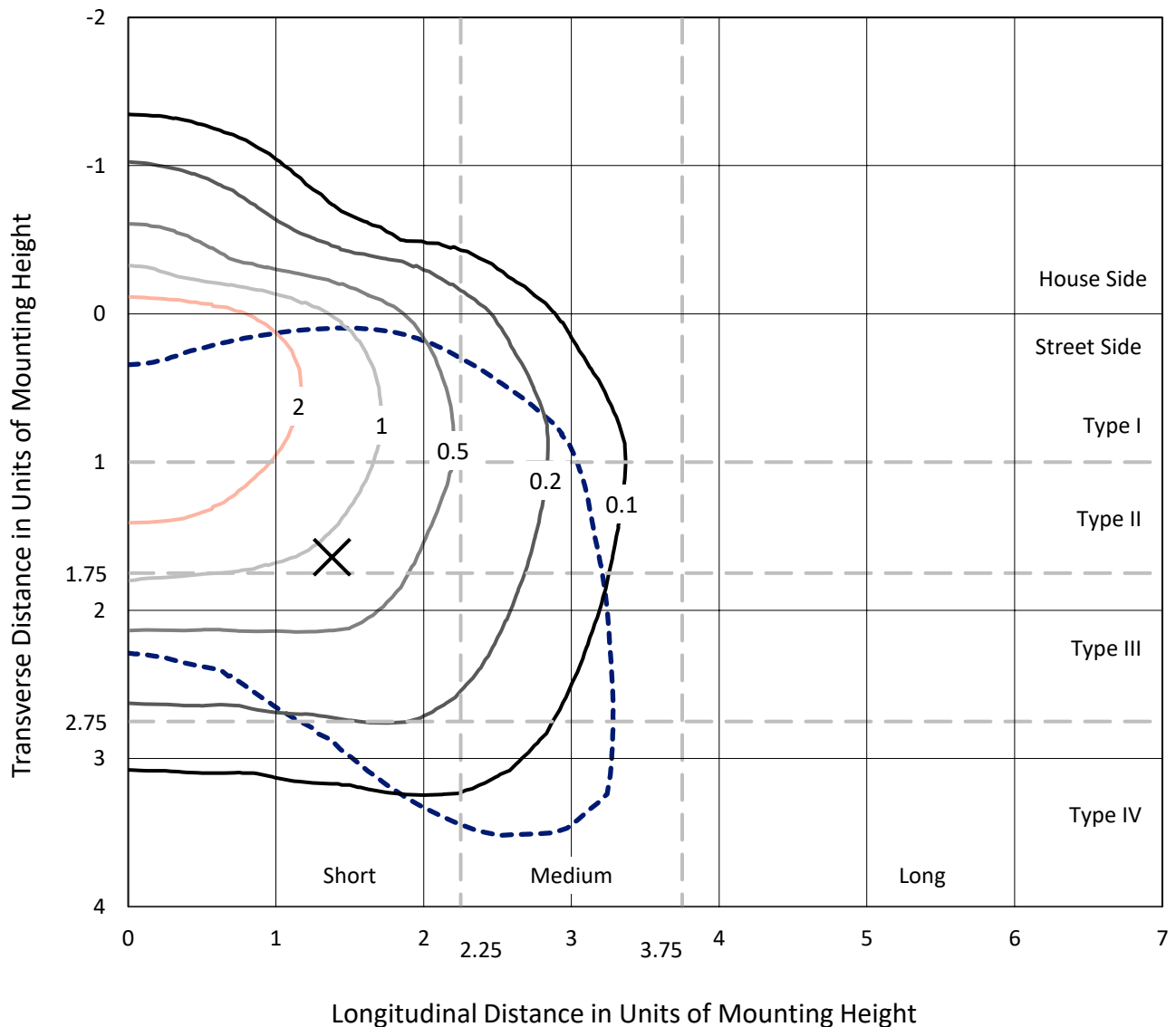
Lumens per Lamp: N/A
Luminaire Lumens: 8498.1 lumens
Efficiency: N/A
Efficacy: 84.1 lumens/watt
Luminous Opening: Rectangular (W 0.67' x L: 0.33' x H: 0')
IES Classification: Type IV - Short
BUG Rating: B1 - U0 - G2

Input Watts (W): 101
Input Voltage (V): 120
Input Current (A_{in}): NR
Voltage Rise (V): NR
Power Factor: 0.99
Total Harmonic Distortion (THDi): 9.45%
Frequency (hertz): 60
Stabilization Time: NR
Operation Time: NR
Ambient Temperature (°C): NR
Test Distance: 24 FT

REPORT NUMBER: P870884
 CATALOG NUMBER: EMM2-HTN-SA2C-830-U-T4W-HSS

Iso-Footcandle Lines of Horizontal Illumination

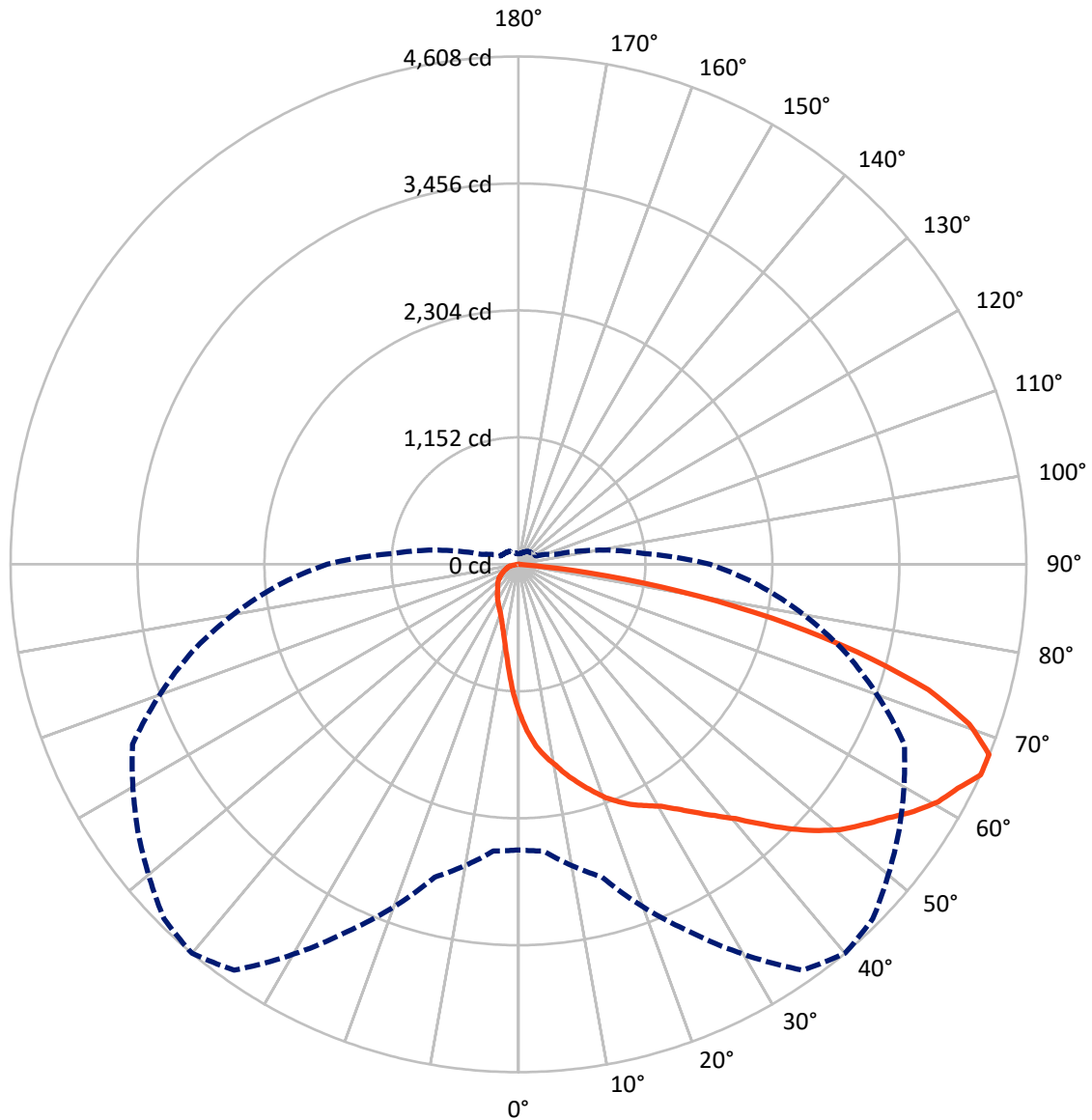
✕ Max cd
 - - - 1/2 Max cd



Based on 20 foot mounting height. Maximum calculated value = 4.9 fc
 Type IV - Short - N/A

REPORT NUMBER: P870884
CATALOG NUMBER: EMM2-HTN-SA2C-830-U-T4W-HSS

Luminous Intensity Polar Plot



— Vertical Plane Through 40-Deg Lateral - - - Horizontal Cone Through 65-Deg Vertical

REPORT NUMBER: P870884
 CATALOG NUMBER: EMM2-HTN-SA2C-830-U-T4W-HSS

FLUX DISTRIBUTION:

		Downward	Upward	Total
House Side	Lumens	1017.4	0.0	1017.4
	% Fixture	12.0	0.0	12.0
Street Side	Lumens	7480.7	0.0	7480.7
	% Fixture	88.0	0.0	88.0
Total	Lumens	8498.1	0.0	8498.1
	% Fixture	100.0	0.0	100.0

Coefficient of Utilization

ZONAL LUMENS:

Zone	Lumens	% Fixture
0°-10°	126.4	1.5
10°-20°	380.2	4.5
20°-30°	654.1	7.7
30°-40°	988.7	11.6
40°-50°	1445.7	17.0
50°-60°	1846.5	21.7
60°-70°	1842.8	21.7
70°-80°	1080.6	12.7
80°-90°	133.1	1.6
90°-100°	0.0	0.0
100°-110°	0.0	0.0
110°-120°	0.0	0.0
120°-130°	0.0	0.0
130°-140°	0.0	0.0
140°-150°	0.0	0.0
150°-160°	0.0	0.0
160°-170°	0.0	0.0
170°-180°	0.0	0.0
0°-90°	8498.1	100.0
0°-180°	8498.1	100.0



REPORT NUMBER: P870884

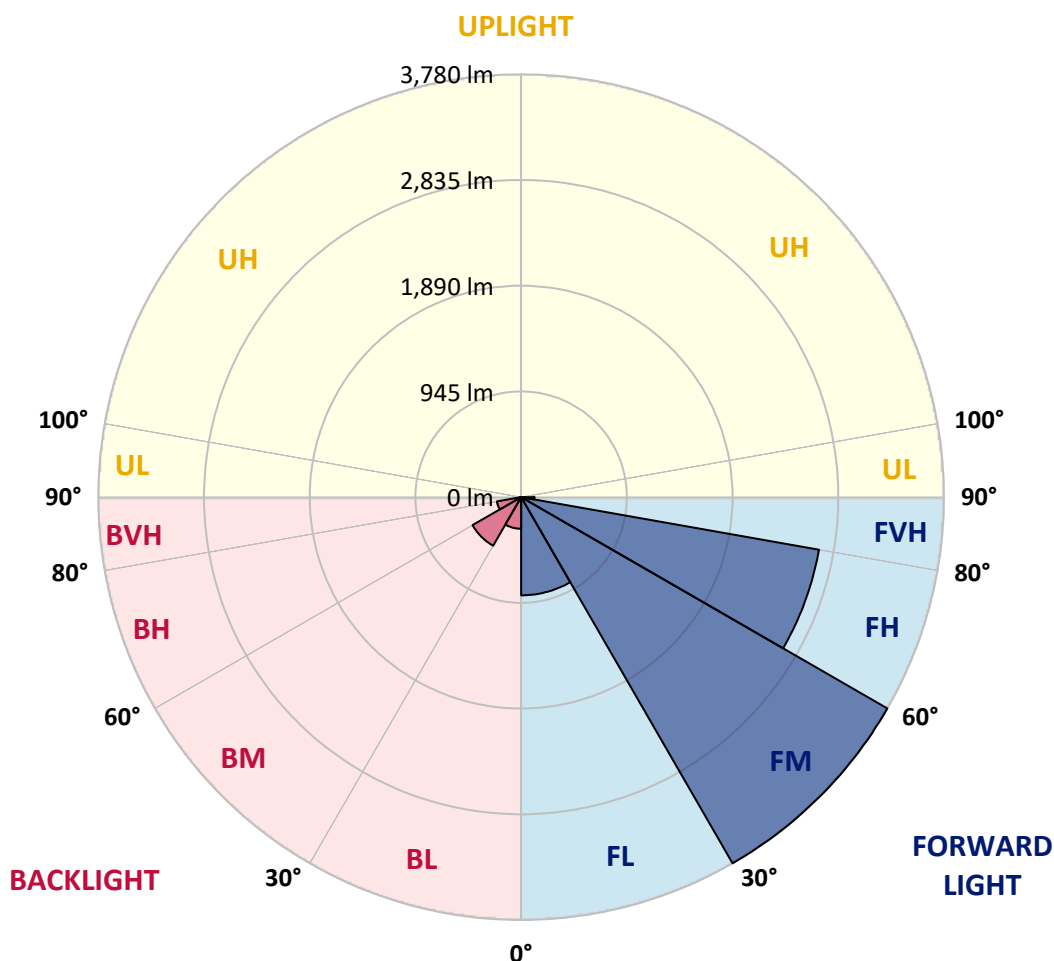
CATALOG NUMBER: EMM2-HTN-SA2C-830-U-T4W-HSS

LUMINAIRE CLASSIFICATION SYSTEM LUMEN TABLE AND BUG RATING:

Zone	Lumens	% Fixture	Zone Rating/Lumen Limit		
			B	U	G
FL (0°-30°)	877.7	10.3			
FM (30°-60°)	3779.6	44.5			
FH (60°-80°)	2703.1	31.8			G2/5000
FVH (80°-90°)	120.3	1.4			G2/225
BL (0°-30°)	283.0	3.3	B1/500		
BM (30°-60°)	501.3	5.9	B1/1000		
BH (60°-80°)	220.3	2.6	B1/500		G1/500
BVH (80°-90°)	12.8	0.2			G1/100
UL (90°-100°)	0.0	0.0		U0/0	
UH (100°-180°)	0.0	0.0		U0/0	

BUG Rating: B1-U0-G2

Type IV Short





REPORT NUMBER: P870884

CATALOG NUMBER: EMM2-HTN-SA2C-830-U-T4W-HSS

CANDELA DISTRIBUTION (FULL):

	0°	5°	15°	25°	35°	40°	45°	55°	65°	75°	85°
0°	1350.8	1350.8	1350.8	1350.8	1350.8	1350.8	1350.8	1350.8	1350.8	1350.8	1350.8
2.5°	1576.0	1568.8	1554.4	1542.5	1525.7	1511.3	1496.9	1470.6	1437.1	1408.3	1372.4
5°	1731.7	1719.7	1710.1	1695.7	1667.0	1655.0	1645.4	1590.4	1532.9	1473.0	1394.0
7.5°	1841.8	1851.4	1832.3	1810.7	1774.8	1760.4	1746.0	1691.0	1619.1	1532.9	1420.3
10°	1968.8	1971.2	1947.2	1920.9	1882.6	1853.8	1834.7	1767.6	1688.6	1592.8	1449.0
12.5°	2090.9	2090.9	2076.6	2038.2	1987.9	1961.6	1928.1	1851.4	1755.6	1643.0	1482.6
15°	2189.1	2193.9	2181.9	2153.2	2098.1	2062.2	2028.7	1940.0	1817.9	1700.5	1508.9
17.5°	2277.8	2275.4	2268.2	2241.8	2189.1	2160.4	2126.9	2028.7	1889.7	1746.0	1549.6
20°	2337.6	2337.6	2335.2	2320.9	2282.5	2261.0	2220.3	2117.3	1968.8	1813.1	1592.8
22.5°	2383.1	2380.7	2380.7	2383.1	2361.6	2340.0	2323.3	2220.3	2050.2	1870.6	1635.9
25°	2421.5	2419.1	2426.3	2431.0	2421.5	2416.7	2397.5	2318.5	2150.8	1937.6	1679.0
27.5°	2471.8	2478.9	2476.5	2476.5	2474.2	2478.9	2476.5	2409.5	2249.0	2009.5	1724.5
30°	2550.8	2562.8	2555.6	2546.0	2546.0	2548.4	2560.4	2517.3	2364.0	2098.1	1774.8
32.5°	2735.2	2723.2	2672.9	2639.4	2644.2	2646.6	2658.6	2634.6	2478.9	2198.7	1827.5
35°	2946.0	2931.6	2876.5	2799.9	2773.5	2764.0	2761.6	2747.2	2603.5	2306.5	1889.7
37.5°	3219.0	3223.8	3142.4	3032.2	2953.2	2893.3	2881.3	2850.2	2711.3	2404.7	1954.4
40°	3496.9	3477.7	3408.2	3300.5	3144.8	3034.6	2998.7	2955.6	2833.4	2507.7	2016.7
42.5°	3765.1	3729.2	3638.2	3520.8	3338.8	3219.0	3137.6	3082.5	2946.0	2620.3	2076.6
45°	4114.8	4011.8	3848.9	3743.6	3516.0	3417.8	3343.6	3221.4	3080.1	2732.8	2148.4
47.5°	4390.2	4191.5	4043.0	3997.4	3700.5	3609.4	3542.4	3372.3	3216.6	2859.8	2222.7
50°	4339.9	4217.8	4181.9	4141.2	3839.4	3784.3	3722.0	3544.8	3355.6	2993.9	2294.5
52.5°	4210.6	4225.0	4270.5	4201.0	3961.5	3923.2	3882.5	3729.2	3494.5	3104.1	2359.2
55°	4107.6	4136.4	4258.5	4237.0	4107.6	4064.5	4035.8	3911.2	3628.6	3204.7	2414.3
57.5°	3920.8	3896.9	4050.1	4299.2	4263.3	4229.8	4201.0	4102.8	3765.1	3276.5	2450.2
60°	3626.2	3537.6	3743.6	4222.6	4371.1	4375.9	4359.1	4246.5	3875.3	3276.5	2431.0
62.5°	3211.8	3128.0	3381.9	3966.3	4428.6	4474.1	4464.5	4296.8	3923.2	3204.7	2356.8
65°	2591.5	2610.7	2938.8	3676.5	4495.6	4608.2	4548.3	4215.4	3863.3	3065.7	2189.1
67.5°	2069.4	2126.9	2421.5	3300.5	4464.5	4605.8	4522.0	3985.5	3607.0	2871.7	1932.9
70°	1633.5	1671.8	1916.1	2792.7	4191.5	4339.9	4234.6	3633.4	3173.5	2572.4	1607.1
72.5°	1276.6	1312.5	1520.9	2234.6	3717.2	3889.7	3757.9	3159.2	2632.2	2181.9	1276.6
75°	970.0	996.4	1152.1	1722.1	2960.4	3175.9	3080.1	2529.2	2055.0	1726.9	977.2
77.5°	625.1	661.1	835.9	1207.1	2090.9	2349.6	2361.6	1889.7	1477.8	1247.9	718.5
80°	414.4	428.7	536.5	785.6	1286.2	1487.4	1556.8	1276.6	943.7	795.2	517.3
82.5°	172.4	191.6	256.3	395.2	644.3	646.7	740.1	538.9	383.2	337.7	218.0
85°	4.8	9.6	7.2	19.2	16.8	26.3	31.1	43.1	31.1	33.5	33.5
87.5°	0.0	0.0	2.4	2.4	4.8	4.8	4.8	4.8	4.8	7.2	4.8
90°	0.0	0.0	0.0	0.0	0.0	0.0	0.0	0.0	0.0	0.0	0.0



REPORT NUMBER: P870884

CATALOG NUMBER: EMM2-HTN-SA2C-830-U-T4W-HSS

CANDELA DISTRIBUTION (continued):

	90°	95°	105°	115°	125°	135°	145°	155°	165°	175°	180°
0°	1350.8	1350.8	1350.8	1350.8	1350.8	1350.8	1350.8	1350.8	1350.8	1350.8	1350.8
2.5°	1355.6	1334.1	1291.0	1257.4	1221.5	1195.2	1171.2	1144.9	1128.1	1130.5	1113.7
5°	1355.6	1314.9	1228.7	1152.1	1082.6	1032.3	977.2	934.1	903.0	898.2	912.5
7.5°	1362.8	1295.8	1166.4	1051.5	955.7	876.6	819.1	776.0	754.5	740.1	737.7
10°	1370.0	1281.4	1108.9	962.8	843.1	756.9	706.6	658.7	634.7	632.3	625.1
12.5°	1374.8	1264.6	1056.2	874.2	749.7	668.2	617.9	579.6	560.5	560.5	558.1
15°	1391.6	1259.8	1001.2	807.2	677.8	598.8	555.7	524.5	512.6	505.4	503.0
17.5°	1405.9	1250.2	953.3	740.1	613.1	543.7	503.0	481.4	469.4	464.7	462.3
20°	1427.5	1245.5	907.7	685.0	565.2	498.2	467.0	447.9	440.7	435.9	435.9
22.5°	1449.0	1240.7	862.2	637.1	524.5	464.7	435.9	419.1	412.0	409.6	407.2
25°	1475.4	1238.3	823.9	596.4	488.6	438.3	412.0	397.6	388.0	383.2	383.2
27.5°	1501.7	1240.7	785.6	555.7	457.5	414.4	388.0	371.2	364.1	354.5	356.9
30°	1537.7	1243.1	754.5	522.1	431.1	390.4	366.5	344.9	335.3	330.5	330.5
32.5°	1573.6	1252.6	723.3	491.0	404.8	371.2	342.5	323.3	311.4	309.0	306.6
35°	1611.9	1259.8	694.6	464.7	383.2	349.7	320.9	301.8	292.2	289.8	289.8
37.5°	1655.0	1271.8	673.0	440.7	361.7	328.1	301.8	282.6	275.4	273.0	273.0
40°	1700.5	1291.0	656.3	419.1	344.9	309.0	285.0	268.3	263.5	261.1	261.1
42.5°	1746.0	1307.7	641.9	402.4	328.1	292.2	273.0	256.3	249.1	249.1	249.1
45°	1789.2	1319.7	627.5	385.6	311.4	280.2	258.7	244.3	237.1	237.1	237.1
47.5°	1827.5	1331.7	606.0	368.8	294.6	263.5	246.7	232.3	225.1	225.1	225.1
50°	1868.2	1338.9	582.0	347.3	277.8	251.5	234.7	218.0	213.2	210.8	210.8
52.5°	1901.7	1338.9	550.9	325.7	258.7	234.7	220.4	206.0	198.8	194.0	194.0
55°	1925.7	1338.9	517.3	299.4	239.5	220.4	206.0	191.6	182.0	174.8	174.8
57.5°	1940.0	1331.7	479.0	268.3	220.4	201.2	191.6	174.8	155.7	141.3	136.5
60°	1928.1	1310.1	438.3	234.7	198.8	184.4	177.2	155.7	129.3	122.2	122.2
62.5°	1877.8	1259.8	397.6	206.0	182.0	167.7	160.5	136.5	117.4	110.2	110.2
65°	1736.5	1137.7	347.3	179.6	162.9	153.3	143.7	122.2	105.4	95.8	95.8
67.5°	1530.5	982.0	289.8	158.1	146.1	138.9	131.7	110.2	93.4	83.8	83.8
70°	1240.7	792.8	246.7	138.9	129.3	124.5	117.4	100.6	81.4	74.2	74.2
72.5°	974.8	622.7	206.0	124.5	119.8	110.2	105.4	88.6	74.2	67.1	67.1
75°	725.7	464.7	182.0	110.2	110.2	98.2	95.8	79.0	64.7	59.9	59.9
77.5°	534.1	344.9	158.1	95.8	95.8	86.2	81.4	69.5	59.9	55.1	55.1
80°	361.7	234.7	117.4	71.9	71.9	69.5	64.7	59.9	50.3	45.5	43.1
82.5°	153.3	98.2	57.5	35.9	33.5	26.3	21.6	16.8	16.8	14.4	14.4
85°	26.3	12.0	12.0	9.6	7.2	7.2	7.2	4.8	4.8	4.8	4.8
87.5°	4.8	4.8	4.8	4.8	4.8	4.8	2.4	2.4	2.4	2.4	2.4
90°	0.0	0.0	0.0	0.0	0.0	0.0	0.0	0.0	0.0	0.0	0.0

Cooper Lighting Solutions Photometric Lab
1121 Highway 74 South
Peachtree City, GA 30269



LM-79-2019: Approved Method: Electrical and Photometric Measurements of Solid-
State Lighting Products

Report Prepared for

Cooper Lighting Solutions

Streetworks

Report Number: SP1-2407-157-7

Test Date: 09/05/2024

Luminaire Tested: MEM2-HTN-SA-40-830-U-5WQ

Data in this report applies to families of products including MEM2-HTN-SA-40-830-U-5WQ

Test Information

Test Method: LM-79-2019
 Report Number: SP1-2407-157-7
 Test Lab: COOPER LIGHTING SOLUTIONS
 Photometer: SP1 - 76IN SPHERE
 Measurement Geometry: 4π
 Issue Date: 09/05/2024
 Manufacturer: COOPER LIGHTING SOLUTIONS
 Product Line: Streetworks
 Catalog Number: **MEM2-HTN-SA-40-830-U-5WQ**
 Description: Epic Modern Light Square 40W 5WQ Optic

Spectral Parameters

CCT (K): 3126
 CIE u': 0.2465
 CIE v': 0.5182
 Duv: -0.0004
 CIE x: 0.4277
 CIE y: 0.3997
 CIE z: 0.1727
 Peak Wavelength (nm): 601
 Dominant Wavelength (nm): 582
 Purity: 48.31913
 Rf: 84.4
 Rg: 94.7

CRI (Ra):	82.6		
R1:	81.4	R9:	5.1
R2:	92.2	R10:	82.2
R3:	94.9	R11:	79.8
R4:	80.1	R12:	70.4
R5:	81.8	R13:	84.2
R6:	90.5	R14:	97.9
R7:	81.8	R15:	73.6
R8:	58.0		



Test Conditions

Stabilization Time: 22M
 Operation Time: 1H 22M
 Sphere Temperature (°C): 24.3

REPORT NUMBER: SP1-2407-157-7

Measurement and Test Equipment			
Instrument	Identification Number	Calibration Date	Calibration Due Date
Photometer	IN0058	6/18/2024	12/18/2024
Power Meter	INXT2011004	2/8/2024	2/8/2025
AC Power Source	IN0063	10/24/2023	10/24/2024
DC Power Source	IN0208	10/24/2023	10/24/2024
Sphere Thermometer	IN0085	10/24/2023	10/24/2024
Room Thermometer	IN0046	10/24/2023	10/24/2024

REPORT NUMBER: SP1-2407-157-7

CIE 1931 Chromaticity Diagram



CIE 1931 Chromaticity Diagram with 2017 ANSI 7-Step and 4-Step Quadrangles



Point lies inside the ANSI 3000K 4-step quadrangle

REPORT NUMBER: SP1-2407-157-7

Photopic Flux vs. Wavelength



Photopic Lumens: NR

λ (nm)	Power W [^] /nm	Lumens (φ/nm)	λ (nm)	Power W [^] /nm	Lumens (φ/nm)	λ (nm)	Power W [^] /nm	Lumens (φ/nm)	λ (nm)	Power W [^] /nm	Lumens (φ/nm)	λ (nm)	Power W [^] /nm	Lumens (φ/nm)
360	0	NR	490	258	NR	620	908	NR	750	26	NR	880	1	NR
365	0	NR	495	297	NR	625	857	NR	755	22	NR	885	0	NR
370	0	NR	500	345	NR	630	801	NR	760	19	NR	890	0	NR
375	0	NR	505	391	NR	635	738	NR	765	16	NR	895	0	NR
380	0	NR	510	426	NR	640	675	NR	770	14	NR	900	0	NR
385	0	NR	515	456	NR	645	610	NR	775	12	NR	905	0	NR
390	0	NR	520	480	NR	650	547	NR	780	10	NR	910	0	NR
395	0	NR	525	500	NR	655	488	NR	785	9	NR	915	0	NR
400	0	NR	530	517	NR	660	429	NR	790	7	NR	920	0	NR
405	2	NR	535	538	NR	665	378	NR	795	6	NR	925	0	NR
410	4	NR	540	558	NR	670	328	NR	800	5	NR	930	0	NR
415	9	NR	545	584	NR	675	285	NR	805	5	NR	935	0	NR
420	16	NR	550	611	NR	680	247	NR	810	4	NR	940	0	NR
425	31	NR	555	646	NR	685	212	NR	815	3	NR	945	0	NR
430	56	NR	560	687	NR	690	183	NR	820	3	NR	950	0	NR
435	101	NR	565	731	NR	695	156	NR	825	3	NR	955	0	NR
440	178	NR	570	780	NR	700	133	NR	830	2	NR	960	0	NR
445	323	NR	575	832	NR	705	114	NR	835	2	NR	965	0	NR
450	566	NR	580	883	NR	710	96	NR	840	2	NR	970	0	NR
455	645	NR	585	927	NR	715	82	NR	845	1	NR	975	0	NR
460	457	NR	590	963	NR	720	70	NR	850	1	NR	980	0	NR
465	365	NR	595	985	NR	725	59	NR	855	1	NR	985	0	NR
470	317	NR	600	998	NR	730	50	NR	860	1	NR	990	0	NR
475	244	NR	605	994	NR	735	43	NR	865	1	NR	995	0	NR
480	218	NR	610	978	NR	740	36	NR	870	1	NR	1000	0	NR
485	233	NR	615	947	NR	745	31	NR	875	1	NR			

REPORT NUMBER: SP1-2407-157-7

Scotopic Flux vs. Wavelength



Scotopic Lumens: NR

S/P: 1.42

λ (nm)	Power W [^] /nm	Lumens (φ/nm)	λ (nm)	Power W [^] /nm	Lumens (φ/nm)	λ (nm)	Power W [^] /nm	Lumens (φ/nm)	λ (nm)	Power W [^] /nm	Lumens (φ/nm)	λ (nm)	Power W [^] /nm	Lumens (φ/nm)
360	0	NR	490	258	NR	620	908	NR	750	26	NR	880	1	NR
365	0	NR	495	297	NR	625	857	NR	755	22	NR	885	0	NR
370	0	NR	500	345	NR	630	801	NR	760	19	NR	890	0	NR
375	0	NR	505	391	NR	635	738	NR	765	16	NR	895	0	NR
380	0	NR	510	426	NR	640	675	NR	770	14	NR	900	0	NR
385	0	NR	515	456	NR	645	610	NR	775	12	NR	905	0	NR
390	0	NR	520	480	NR	650	547	NR	780	10	NR	910	0	NR
395	0	NR	525	500	NR	655	488	NR	785	9	NR	915	0	NR
400	0	NR	530	517	NR	660	429	NR	790	7	NR	920	0	NR
405	2	NR	535	538	NR	665	378	NR	795	6	NR	925	0	NR
410	4	NR	540	558	NR	670	328	NR	800	5	NR	930	0	NR
415	9	NR	545	584	NR	675	285	NR	805	5	NR	935	0	NR
420	16	NR	550	611	NR	680	247	NR	810	4	NR	940	0	NR
425	31	NR	555	646	NR	685	212	NR	815	3	NR	945	0	NR
430	56	NR	560	687	NR	690	183	NR	820	3	NR	950	0	NR
435	101	NR	565	731	NR	695	156	NR	825	3	NR	955	0	NR
440	178	NR	570	780	NR	700	133	NR	830	2	NR	960	0	NR
445	323	NR	575	832	NR	705	114	NR	835	2	NR	965	0	NR
450	566	NR	580	883	NR	710	96	NR	840	2	NR	970	0	NR
455	645	NR	585	927	NR	715	82	NR	845	1	NR	975	0	NR
460	457	NR	590	963	NR	720	70	NR	850	1	NR	980	0	NR
465	365	NR	595	985	NR	725	59	NR	855	1	NR	985	0	NR
470	317	NR	600	998	NR	730	50	NR	860	1	NR	990	0	NR
475	244	NR	605	994	NR	735	43	NR	865	1	NR	995	0	NR
480	218	NR	610	978	NR	740	36	NR	870	1	NR	1000	0	NR
485	233	NR	615	947	NR	745	31	NR	875	1	NR			

REPORT NUMBER: SP1-2407-157-7

Melanopic Flux vs. Wavelength



Melanopic Lumens: NR

M/P: 2.79

λ (nm)	Power W [^] /nm	Lumens (φ/nm)	λ (nm)	Power W [^] /nm	Lumens (φ/nm)	λ (nm)	Power W [^] /nm	Lumens (φ/nm)	λ (nm)	Power W [^] /nm	Lumens (φ/nm)	λ (nm)	Power W [^] /nm	Lumens (φ/nm)
360	0	NR	490	258	NR	620	908	NR	750	26	NR	880	1	NR
365	0	NR	495	297	NR	625	857	NR	755	22	NR	885	0	NR
370	0	NR	500	345	NR	630	801	NR	760	19	NR	890	0	NR
375	0	NR	505	391	NR	635	738	NR	765	16	NR	895	0	NR
380	0	NR	510	426	NR	640	675	NR	770	14	NR	900	0	NR
385	0	NR	515	456	NR	645	610	NR	775	12	NR	905	0	NR
390	0	NR	520	480	NR	650	547	NR	780	10	NR	910	0	NR
395	0	NR	525	500	NR	655	488	NR	785	9	NR	915	0	NR
400	0	NR	530	517	NR	660	429	NR	790	7	NR	920	0	NR
405	2	NR	535	538	NR	665	378	NR	795	6	NR	925	0	NR
410	4	NR	540	558	NR	670	328	NR	800	5	NR	930	0	NR
415	9	NR	545	584	NR	675	285	NR	805	5	NR	935	0	NR
420	16	NR	550	611	NR	680	247	NR	810	4	NR	940	0	NR
425	31	NR	555	646	NR	685	212	NR	815	3	NR	945	0	NR
430	56	NR	560	687	NR	690	183	NR	820	3	NR	950	0	NR
435	101	NR	565	731	NR	695	156	NR	825	3	NR	955	0	NR
440	178	NR	570	780	NR	700	133	NR	830	2	NR	960	0	NR
445	323	NR	575	832	NR	705	114	NR	835	2	NR	965	0	NR
450	566	NR	580	883	NR	710	96	NR	840	2	NR	970	0	NR
455	645	NR	585	927	NR	715	82	NR	845	1	NR	975	0	NR
460	457	NR	590	963	NR	720	70	NR	850	1	NR	980	0	NR
465	365	NR	595	985	NR	725	59	NR	855	1	NR	985	0	NR
470	317	NR	600	998	NR	730	50	NR	860	1	NR	990	0	NR
475	244	NR	605	994	NR	735	43	NR	865	1	NR	995	0	NR
480	218	NR	610	978	NR	740	36	NR	870	1	NR	1000	0	NR
485	233	NR	615	947	NR	745	31	NR	875	1	NR			

Summary

$R_f = 84.4$
 $R_g = 94.7$
 $CIE R_a = 82.6$
 $R_9 = 5.1$



Color Vector Graphics



Individual Sample Fidelity Index ($R_{f,i}$)

CES01 = 86	CES26 = 86	CES51 = 93	CES76 = 82
CES02 = 63	CES27 = 92	CES52 = 93	CES77 = 84
CES03 = 31	CES28 = 94	CES53 = 89	CES78 = 81
CES04 = 70	CES29 = 92	CES54 = 89	CES79 = 90
CES05 = 49	CES30 = 91	CES55 = 86	CES80 = 89
CES06 = 51	CES31 = 93	CES56 = 85	CES81 = 72
CES07 = 42	CES32 = 85	CES57 = 83	CES82 = 95
CES08 = 41	CES33 = 97	CES58 = 84	CES83 = 94
CES09 = 29	CES34 = 92	CES59 = 91	CES84 = 91
CES10 = 76	CES35 = 96	CES60 = 90	CES85 = 74
CES11 = 59	CES36 = 81	CES61 = 87	CES86 = 68
CES12 = 65	CES37 = 96	CES62 = 83	CES87 = 84
CES13 = 43	CES38 = 86	CES63 = 87	CES88 = 88
CES14 = 74	CES39 = 98	CES64 = 79	CES89 = 75
CES15 = 71	CES40 = 96	CES65 = 78	CES90 = 89
CES16 = 47	CES41 = 96	CES66 = 77	CES91 = 73
CES17 = 50	CES42 = 97	CES67 = 76	CES92 = 63
CES18 = 56	CES43 = 91	CES68 = 80	CES93 = 77
CES19 = 72	CES44 = 99	CES69 = 85	CES94 = 61
CES20 = 66	CES45 = 93	CES70 = 78	CES95 = 73
CES21 = 87	CES46 = 90	CES71 = 74	CES96 = 84
CES22 = 79	CES47 = 94	CES72 = 91	CES97 = 88
CES23 = 92	CES48 = 83	CES73 = 74	CES98 = 85
CES24 = 91	CES49 = 91	CES74 = 90	CES99 = 76
CES25 = 72	CES50 = 93	CES75 = 78	



Color Rendition by Hue-Angle Bin



Measure Comparisons



(END OF REPORT)